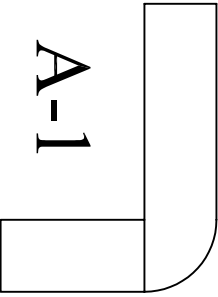
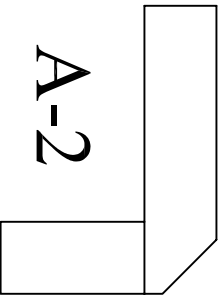
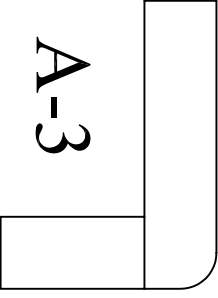
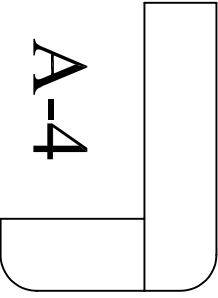
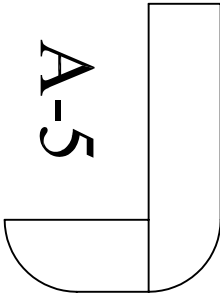
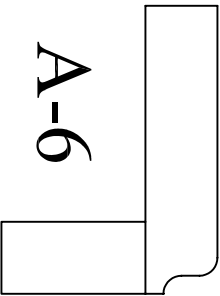
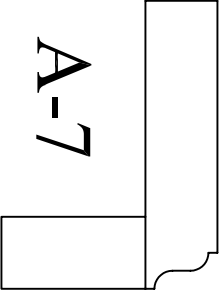
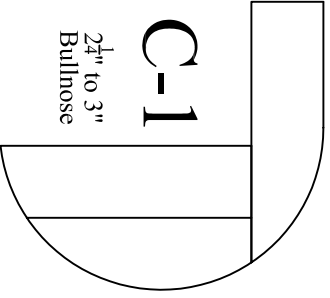
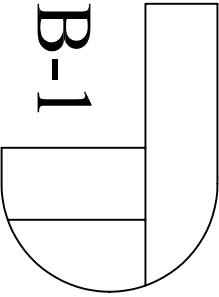
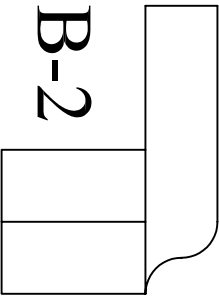
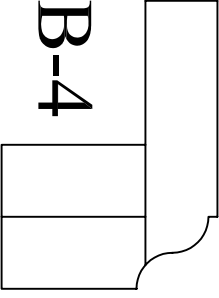
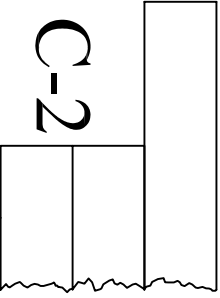


Solid Surface Countertop Edge Details

Edge Detail Selected: _____

Job Name: _____

 <p>A-1 $\frac{1}{2}$" Radius Waterfall</p>	 <p>A-2 $\frac{3}{8}$" Bevel</p>	 <p>A-3 $\frac{1}{4}$" Radius Waterfall</p>	 <p>A-4 $\frac{1}{4}$" Radius Dbl. Round</p>
 <p>A-5 $\frac{1}{2}$" Radius Dbl. Round</p>	 <p>A-6 Small Oggee</p>	 <p>A-7 Small Crown Oggee</p>	 <p>C-1 $2\frac{1}{4}$" to 3" Bullnose</p>
 <p>B-1 $1\frac{1}{2}$" Bullnose</p>	 <p>B-2 Large Oggee</p>	 <p>B-4 Large Crown Oggee</p>	 <p>C-2 $1\frac{1}{2}$" to 3" Chiseled</p>